






r8513_8523_1

Part assemblies Loader beam

PartNo	Pos	Qty	Name	Specification
5211763-7	1	1	Loader beam w. bushings	Grey
60026803-10	2	2	Parallel rod w. bushings	Silver, Replaces 5213533
5218005-7	3	2	Support leg	Grey
5214831-1	4	2	Link w. bushings	Alu Black
5214111-7	5	4	Link	Grey
5214126-7	6	2	Link pair	Grey
5215217	7	1	Indicator rod	
5215208	8	1	Holder kit	
				
5215227	9	1	Spacer	
5013110	10	1	Washer	10.5x22x2
5050605	11	1	Screw	MC6S 10x50 Loc
5211255	12	1	Bracket	
5211256	13	1	Bracket	
5006001	14	4	Screw	MVBF 8x20
5011553	15	4	Nut	M6M M8 Loc-king
5013101	16	5	Washer	BRB 8,4 x 16
5215101	17	2	Cover	
5215021	18	1	Cover	
				
5011910	19	4	Nut	
5002058	20	1	Screw	M6S 8x16
5215192	21	2	Cover	
				
60018046	22	10	Pin	D=30, L=127mm. Replaces 9020034
				
60018053	23	4	Pin	D=35, L=127mm (9020035)
60018047	24	2	Pin	D=30, L=96mm. Replaces 9020037.
60018050	25	2	Pin	D=30, L=84mm. Replaces 9020039
5215131	26	22	Locking cover	
5050608	27	22	Screw	MC6S M10x20 Loc
5215121-1	28	22	Plastic cover	Alu Black
				
5215182	29	1	Box	