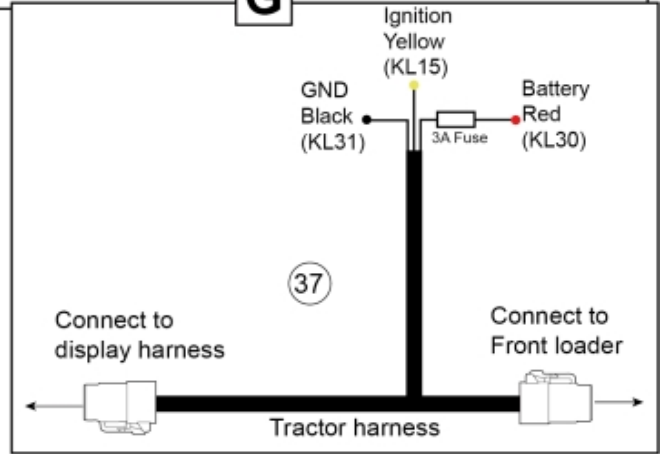
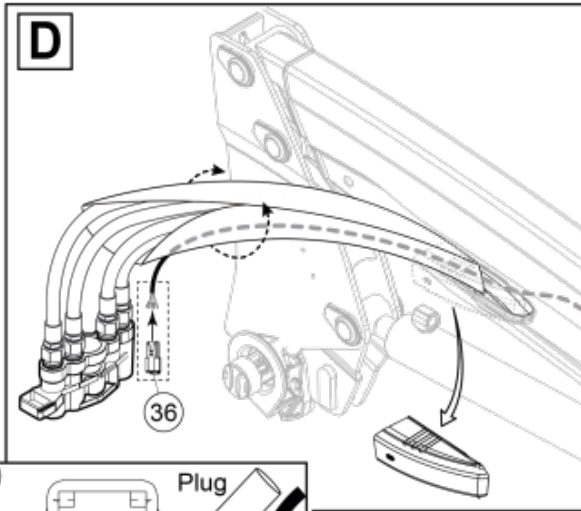
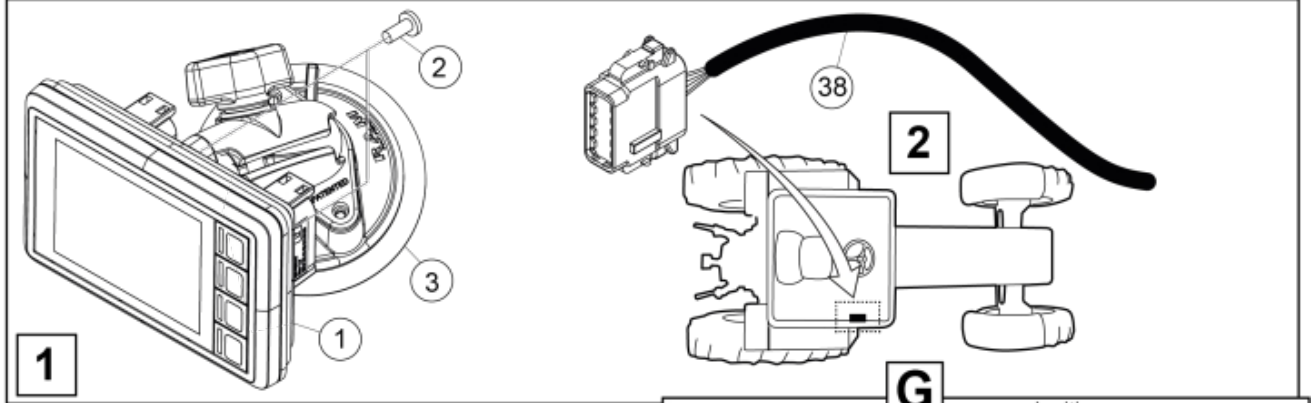
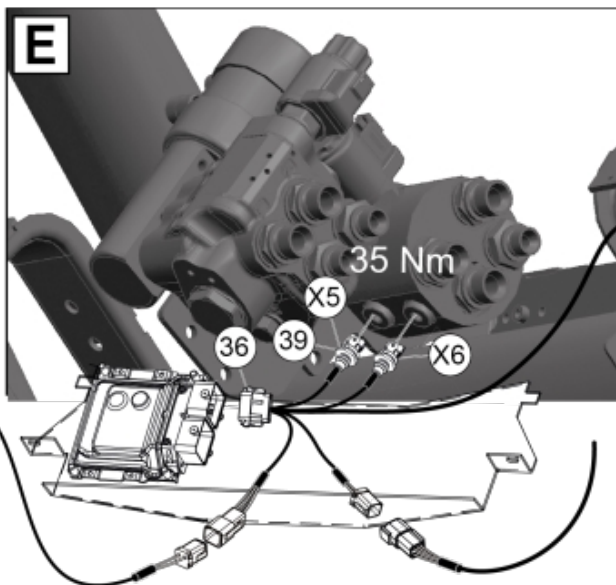
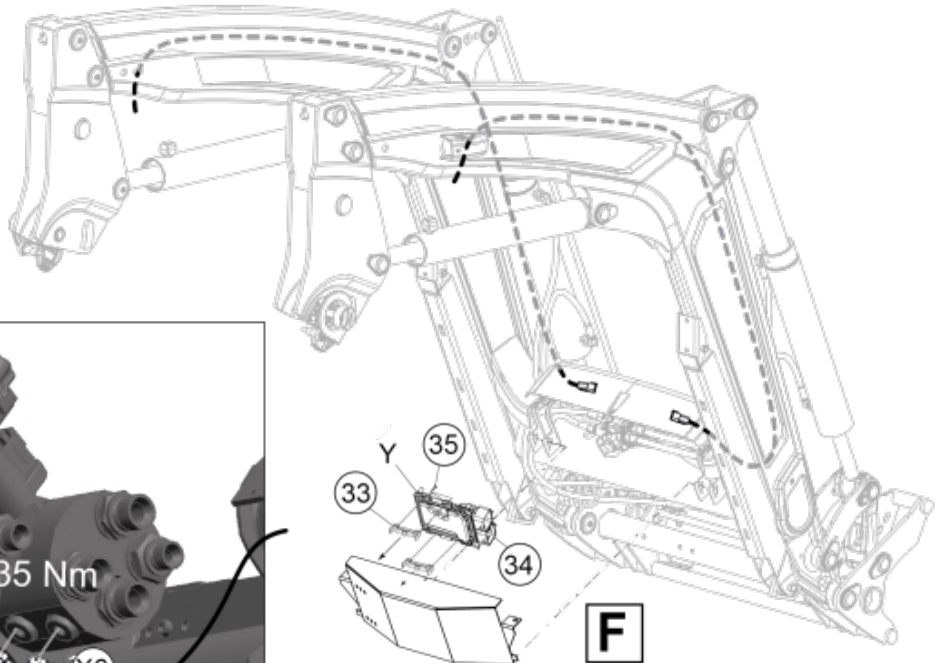
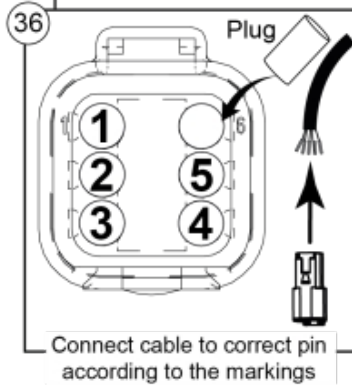


- B**
- (1) Skidsteer
 - (2) Euro/MX
 - (3) Euro typ3
 - (4) Euro/FX
 - (5) Euro/SMS
 - (6) Euro Valtra
 - (7) Euro/Alo HD
 - (8) Euro
 - (9) Big BM

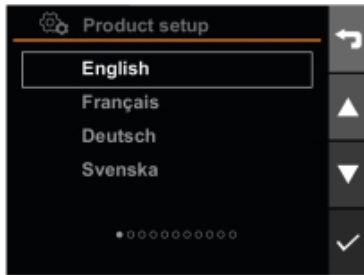
M 60029447_1



M 60029447_2



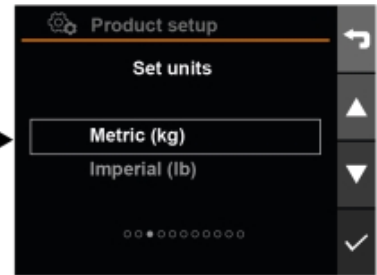
4 Calibration programme



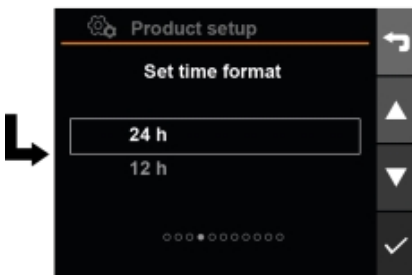
Select language. Confirm with check mark.



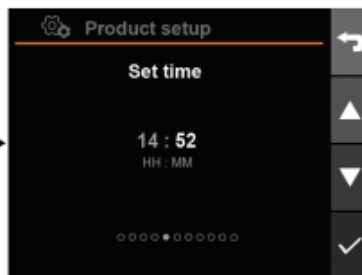
Select loader type. Confirm with check mark.



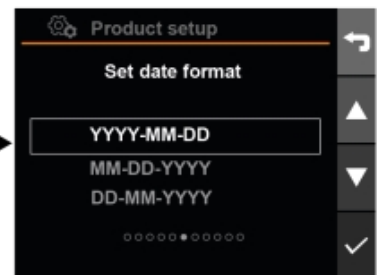
Select unit. Confirm with check mark.



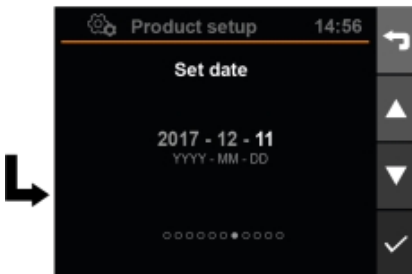
Select time format. Confirm with check mark.



Adjust time. Confirm with check mark.



Select date format. Confirm with check mark.



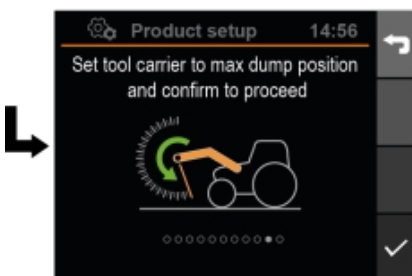
Adjust date. Confirm with check mark.



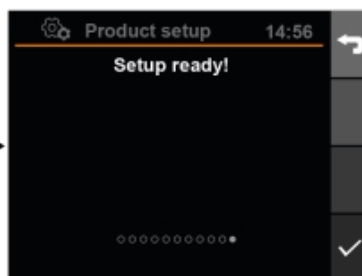
Hold the loader against the mechanical stop with full joystick deflection until indicator turns green (3 - 4 s). Confirm with check mark.



Hold the loader against the mechanical stop with full joystick deflection until indicator turns green (3 - 4 s). Confirm with check mark.



Control the tool carrier to mechanical stop and confirm with check mark.



Press check mark to confirm

M 60029447_3

Description	Display buttons right side of screen. Separate 6-pin Deutsch contact loader to tractor.			
Part assemblies	Q-companion BT			
Specification	Specification: Replaces 60013126			
PartNo	Pos	Qty	Name	Specifications
60035031	1	1	Display kit	
60007804	2	2	• Screw	MRX 4.8 fzb 5x12
60007807	3	1	• Bracket	
60009447	4	1	Guide plate	
60103772	5	1	Bushing	
60007693	6	1	Washer	
60008010	7	1	O-ring	
60007071	8	1	Magnetic screw	M10 x 1,5
60012971	9	1	Screw	MC6S 8.8 fzb M10 x 60
60008281	10	1	Guide pin	
60009466	11	1	Angle sensor	Tilt
60010426	12	1	• Cover	
5050792	13	2	• Screw	ST3,5x13
60010159	14	2	Screw	MC6S 8.8 fzb M5x16
60008274	15	1	Protective frame	
5004935	16	2	Screw	MC6S M10 x25 (8.8)
5013110	17	2	Washer	BRB 10.5x22x2
60009767	18	2	Cable lock	
60007713	19	1	Guide plate	
60103772	20	1	Bushing	
60007693	21	1	Washer	
60008010	22	1	O-ring	
60007071	23	1	Magnetic screw	M10 x 1,5
60009767	24	1	Cable lock	
60103776	25	1	Guide pin	
5004077	26	1	Screw	MC6S M10 x 40
60010805	27	1	Washer	
60009468	28	1	Angle sensor	Lift
60010426	29	1	• Cover	
5050792	30	2	• Screw	ST3,5x13
60010159	31	2	Screw	MC6S 8.8 fzb M5x16
60035032		1	ECU kit	
60008550	33	2	• Clip	
60006032	34	1	• Cover	
60010410	35	4	• Screw	STS T30x12
60010175	36	1	Harness	
60011270	37	1	Harness	
60011281	38	1	Harness	
4501309	39	2	Pressure sensor	
60037301	40	1	Decal	